

JAZZ

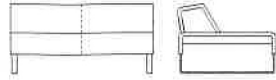


1880
matteograssi

JAZZ

Design: Matteo Nunziati

Soft leather whit metal frame with padding
polyurethane foam of different densities with
double-layer padding. Back and base support
dark chrome plated steel.




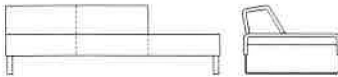
JZ02L

| L/W | P/D | H | HS |
|---------|-----|-----------------|---------|
| 140 | 99 | 68/75 | 40 |
| 55 1/8" | 39" | 26 1/2"-29 1/2" | 15 3/4" |



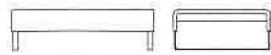
JZ02L

| L/W | P/D | H | HS |
|---------|-----|-----------------|---------|
| 210 | 99 | 68/75 | 40 |
| 82 1/8" | 39" | 26 1/2"-29 1/2" | 15 3/4" |



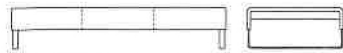
JZ06L/DX-SX

| L/W | P/D | H | HS |
|---------|-----|-----------------|---------|
| 210 | 99 | 68/75 | 40 |
| 82 1/8" | 39" | 26 1/2"-29 1/2" | 15 3/4" |



JZ12L/L

| L/W | P/D | H | HS |
|---------|---------|-----------------|---------|
| 140 | 95 | 68/75 | 40 |
| 55 1/8" | 37 1/2" | 26 1/2"-29 1/2" | 15 3/4" |



JZ12L/L

| L/W | P/D | H | HS |
|---------|---------|-----------------|---------|
| 210 | 95 | 68/75 | 40 |
| 82 1/8" | 37 1/2" | 26 1/2"-29 1/2" | 15 3/4" |

1880

matteograssi®